

STATISTICS AND ESTIMATES

The following are the key national and countywide statistics that informed the development of the Lancashire Domestic Violence Strategy 2007 – 2012.

National Statistics	Source
Violence against women “is a serious a cause of death & incapacity among women of reproductive age as cancer, & a greater cause of ill-health than traffic accidents & malaria combined.”	<i>(World Development Report, 1993)</i>
1 in 4 women experience domestic violence over their lifetimes, and 1 in 10 in any year.	<i>Analysis of 10 domestic violence prevalence studies Council of Europe, 2002</i>
Domestic Violence features in the lives of 37% of children who are receiving social work interventions & 60% of children on the ‘at risk’ register	<i>Children in Need Census 2001</i>
The British Crime Survey (BCS) in 2000 cited the figure of 1 in 6 men experiencing domestic violence in their lifetime. However, research conducted with male respondents to the Scottish part of this BCS found that 13 out of 46 men re-interviewed said they had actually never experienced any form of domestic abuse & 13 out of 22 of the men who said that they were victims of domestic violence, were also perpetrators of violence. They re-estimated that 6% of men experience domestic abuse in their lifetime, and 1.5% in any year ¹ .	<i>Scottish Executive CRU, 2002</i>
It is estimated that prevalence for domestic abuse is 25% in same-sex relationships.	<i>Broken Rainbow Conference, 2002</i>
45% of all female homicide victims were killed by their current or ex-partner compared with 6% of male homicide victims.	<i>Coleman, K. et al, 2006</i>
On average, 2 women die as victims of domestic violence every week.	<i>Coleman, K. et al, 2006</i>
From 1985 to 1994, 1 in 5 of male partner homicides were by gay partners but ‘homicides of partners in lesbian relationships’ were ‘quite rare’	<i>Analysis of homicide data in Scotland, England and Wales, K. Soothill et al 1999</i>
Children can also be killed due to domestic violence. There are no national figures on this but a Women’s Aid report details 29 child homicides between 1994 & 2004 (10 since 2002) that have happened as a result of contact or residency arrangements after separation.	<i>WAFE, 2004</i>
Women are at greatest risk of increased violence &	<i>Lees 200, Daly & Wilson</i>

homicide at the point of separation or after leaving a violent male partner.	1995
A review of domestic violence murders in London found that 76% occurred after the victim had ended the relationship.	<i>Metropolitan Police, 2003</i>
In relationships where there is domestic violence, children witness about three-quarters of the abusive incidents. About half the children in such families have themselves been badly hit or beaten.	<i>Royal College of Psychiatrists, 2004</i>
Many abused women define the psychological effects of domestic violence as having a more profound effect on their lives than the physical violence, even where there has been life threatening or disabling physical violence.	<i>British Medical Association 1998</i>
Rape & sexual violence & domestic violence are very closely linked - the British Crime Survey conducted in 2000 found that women are most likely to be sexually attacked by men who are known to them. 54% of rapists are current or former male partners of female victims, only 8% of assailants are strangers to the victim.	<i>British Crime Survey 2001</i>
Of women subjected to domestic force, 48% had experienced frightening threats & 41% emotional or financial abuse. Of men subjected to domestic force, 9% had experienced frightening threats & 28% emotional or financial abuse. The researchers commented that “the context of fear is an important element in the understanding of domestic violence as a pattern of power & control”.	<i>As above, Walby & Allen, 2004</i>
Every minute in the UK, the Police receive a call from the public for assistance for domestic violence. This leads to police receiving an estimated 1,300 calls each day or over 570,000 each year.	<i>Stanko, 2000</i>
Domestic violence accounts for 17% of all violent crime.	<i>Nicolas, S. et al, 2005</i>
Only a minority of the worst cases of domestic violence are reported to the police (23% women and 8% men).	<i>Walby and Allen, 2004</i>
Relationship breakdown was the main cause of homelessness for 20% of households accepted as homeless and in priority need in 2004/05 and of these cases, two thirds (13% of all homelessness acceptances) involved violence	<i>Department for Communities & Local Government (formerly ODPM)</i>
On average, women contact 11 agencies before obtaining the help they need - this rises to 17 for black women.	<i>Hanmer, 1994</i>
Since 2002 there has been a 60% increase in women & 47% increase in children using Women’s Aid services (both refuge & community based). This equates to 10,939	<i>WAFE Census 2005</i>

women & 11,512 children on any given day.	
There is a high rate of attrition (drop-out) in domestic violence cases being taken through the Criminal Justice System.	<i>HMIC/CPSI, 2004</i>
Only 0.05% of calls to the police result in imprisonment.	<i>DCA 2004</i>
30% of women who experience domestic violence are hit for the first time when they are pregnant or violence escalates at this time.	<i>Mezey & Bewley 1997</i>
49% of respondents to the WAFE census had stayed in the abusive relationship for 3 years before leaving. Compared to other (older) research about length of time stayed this suggests that women may be seeking help earlier than in the past.	<i>WAFE Census 2005</i>
Research suggests that domestic violence is learned behaviour as there is evidence that it can be changed. Research comparing the outcome of perpetrator programmes with other criminal justice sanctions in Scotland found that after 3 months, 30% of the men on the perpetrator programme had been violent as compared to 62% with other criminal justice sanctions. After a year, 33% on the programme had been violent as opposed to 70% of the others.	<i>Dobash & Dobash, 2000</i>
Violent men are most likely to act abusively in response to: their own sexual jealousy & possessiveness; demands for domestic services & to demonstrate male authority. Minimising, blaming her or denying the abuse is very common.	<i>As above, Dobash & Dobash, 2000</i>
1 in 5 young men and 1 in 10 young women think that abuse or violence against women is acceptable in some circumstances.	<i>Zero Tolerance, 1998</i>
Questioned about their own response to someone who was kicking or mistreating their dog, 78% said they would intervene or call the RSPCA or the police. But when it came to someone kicking or mistreating their partner, only 53% said they would intervene or call the police.	<i>ICM Poll, 2003</i>
Almost half the respondents thought it was up to the people concerned to sort it out, behind closed doors.	<i>As above</i>

Lancashire Picture
Key Lancashire Estimates

In Lancashire, it is estimated that nearly 60,000 women are experiencing domestic violence in any year. This is likely to be a conservative estimate as domestic violence may not even be reported to surveys. For half those experiencing domestic violence, there are children aged under 16 in the household (Mirrlees-Black, 1999) so, if an average of 2 children per woman is assumed, then we have at least as many children living with domestic violence in any given year.

Area	Population (Census 2001)	Yearly Costs in £ (approx £440 per head of population)*	Population of Adult Women (Census 2001)	Yearly Prevalence of Domestic Violence (1 woman in 10)**
Lancashire	1,414,731	622,481,640	594,495	59,450
Lancashire County Council Area	1,134,976	499,389,440	478,693	47,869
Blackburn w Darwen	137,471	60,487,240	54,459	5,446
Blackpool	142,284	62,604,960	61,343	6,134
Burnley	89,541	39,398,040	36,935	3,694
Chorley	100,449	44,197,560	41,334	4,133
Fylde	73,249	32,229,560	32,180	3,218
Hyndburn	81,487	35,854,280	33,213	3,321
Lancaster	133,914	58,922,160	58,456	5,846
Pendle	89,252	39,270,880	36,534	3,653
Preston	129,642	57,042,480	54,151	5,415
Ribble Valley	53,961	23,742,840	22,780	2,278
Rosendale	65,657	28,889,080	26,893	2,689
South Ribble	103,863	45,699,720	43,662	4,366
West Lancashire	108,377	47,685,880	46,232	4,623
Wyre	105,584	46,456,960	46,323	4,632

*Yearly Costs in £ (£440 per head population)

The latest research, "The Cost of Domestic Violence" by Sylvia Walby (University of Leeds) September 2004, commissioned by the Government Department - Women and Equality Unit, estimates the yearly cost of domestic violence in England and Wales for the state, employers and those who are subjected to it.

The report estimates that there is a wide-ranging financial impact of domestic violence, which, were it spread out equally amongst the population, would amount to nearly £440 per person. Breakdown of agency, economic & human costs for Lancashire in the “Statistics: Lancashire Picture” are calculated marginally differently (i.e. population of study divided by population of Lancashire) which accounts for slight differences in totals for Lancashire, county council, unitary & district areas detailed in the table above.

In England and Wales in any one year, including all costs, the total cost of domestic violence for the state, employers and victims is estimated at around £23 billion. The methodology is based on the Home Office framework for costing crime and develops this so as to include the specific cost related to domestic violence. The estimate of costs provides an additional perspective for examining the devastating consequences of domestic violence for society as well as for victims. The report demonstrates the scale of the impact of domestic violence on our local community by estimating its cost and shows the cost of inaction.

****Yearly Prevalence of Domestic Violence (1 woman in 10)**

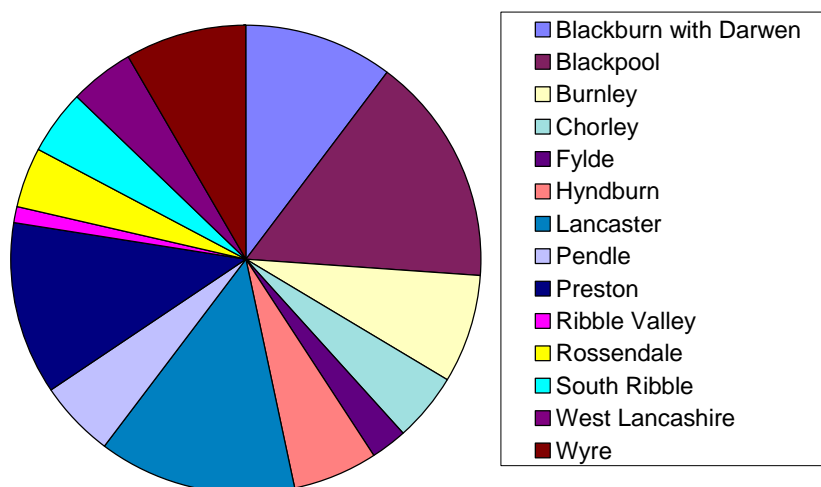
Sources are as follows:

- Council of Europe (2002). Recommendation Rec(2002)5 of the Committee of Ministers to member States on the protection of women against violence adopted on 30 April 2002 and Explanatory Memorandum. Council of Europe: Strasbourg, France (refers to at least 10 separate studies).
- Betsy STANKO, Debbie CRISP, Chris HALE & Hebe LUCRAFT (1998) *Counting the Costs: estimating the impact of domestic violence in the London Borough of Hackney* SWINDON Crime Concern
- British Crime Survey 1998.

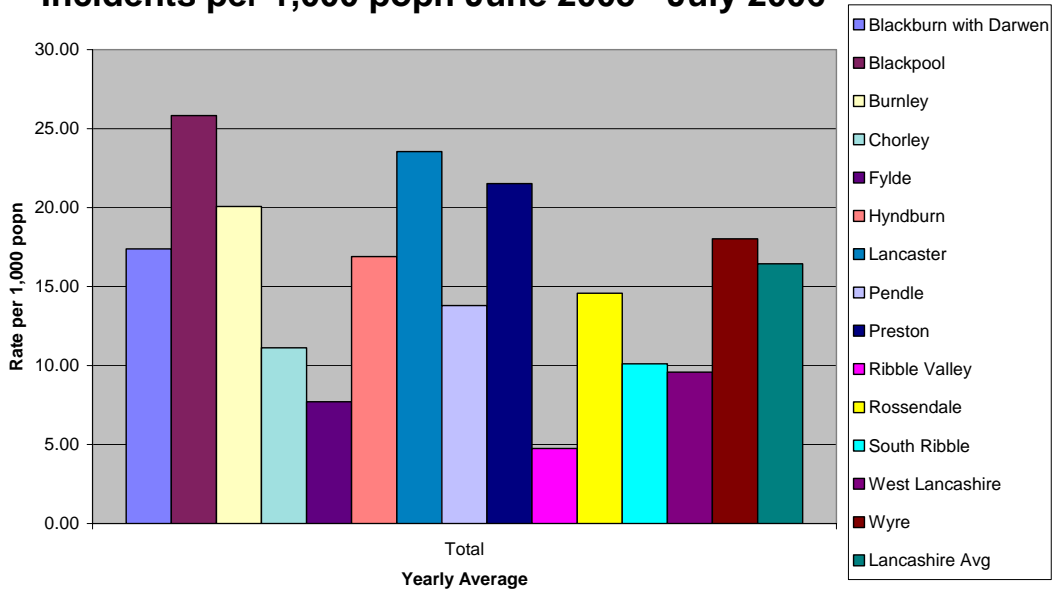
Key Lancashire Statistics

From June 2005 to July 2006 Lancashire Constabulary had a reported 23,501 incidents of domestic violence. This amounts to a yearly average of 1678 for each of the fourteen Lancashire areas and a monthly average for the whole of Lancashire of between 125 & 155 incidents. This breaks down as follows (*Lancashire Constabulary/ MADE*):

Incidents per District July 2005 - June 2006



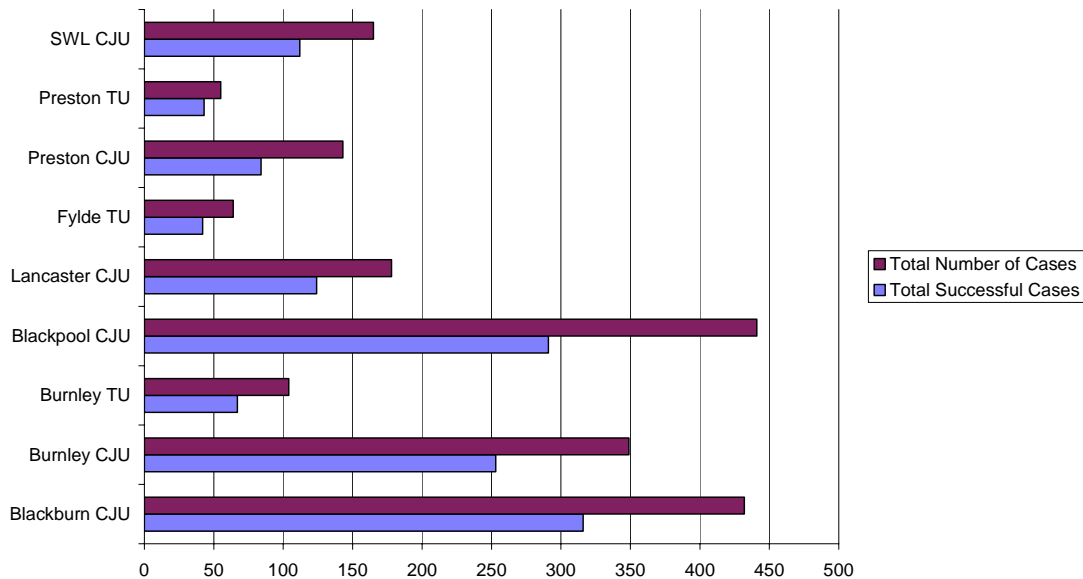
Incidents per 1,000 popn June 2005 - July 2006



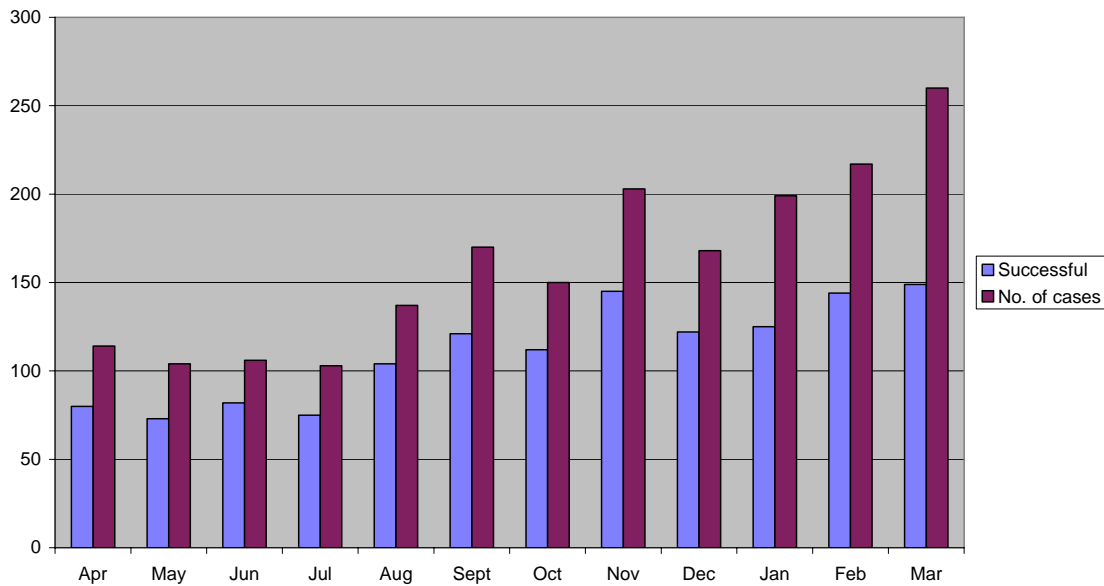
In 2004/05, 15% of all assaults (violence against the person) were classed as domestic violence. Figures from November & December 2005 show that there was an increase at 20%. (*Lancashire Constabulary/MADE*)

From April 2005 to March 2006, Crown Prosecution Service data shows that an average of 69% of domestic violence cases in Lancashire have successful outcomes at court (either through a guilty plea or a conviction). This is from a total of 1931 cases, 1332 of which are successful. (*Lancashire Crown Prosecution Service/MADE*)

Successful Outcomes at Court 2005/06

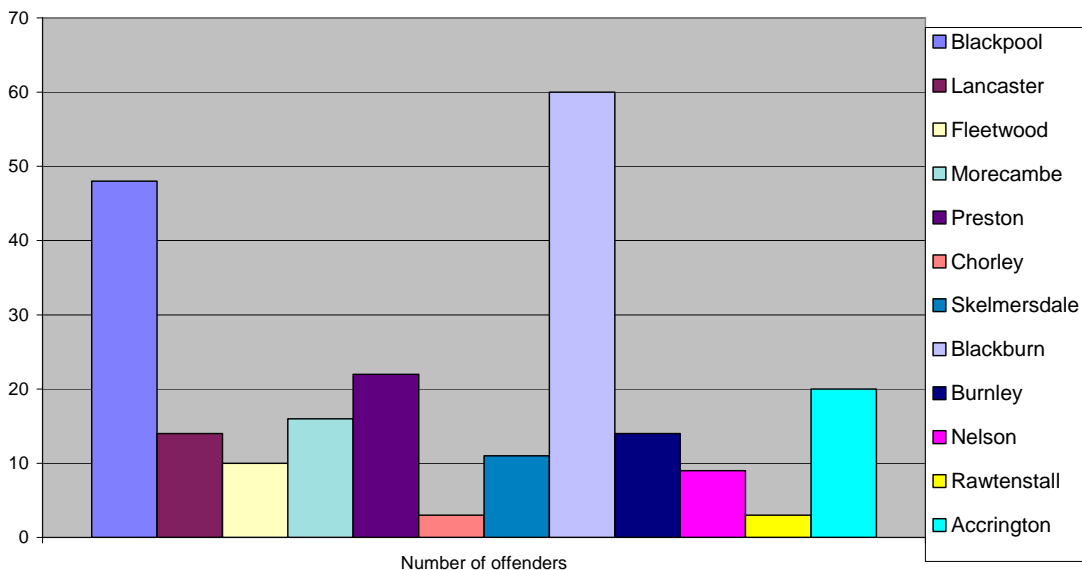


Lancashire Monthly Average - Successful Outcomes at Court 2005/06



As at the end of June 2005 there were a total of 230 men on the Lancashire Domestic Violence perpetrator programme (*Lancashire Probation Service/MADE*):

Enrolments on the Probation Programme as at June 2006



The Financial Costs for Lancashire

As is evidenced by the national & county figures, domestic violence is a widespread problem which has a monumental impact on women, children, services & the community. 2004 saw the first national research on the economic impact of domestic violence (Walby 2004), these figures have been translated into the yearly costs for Lancashire.

Services:

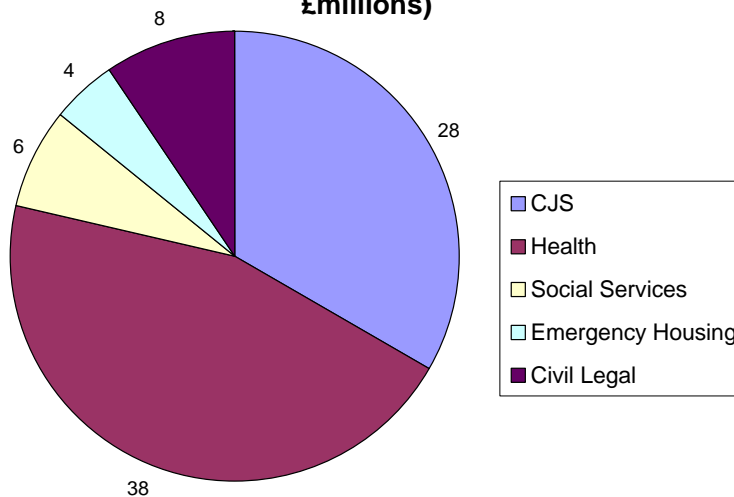
The total for costs to services amounts to **£84,565,924**, broken down as follows:

- Criminal Justice System: the cost of domestic violence to the criminal justice system is nearly one-quarter its budget for violent crime, a total of **£27,648,000** a year. The largest single component is that of the police

calculated at **£13,319,252**. Other costs include: prosecution, magistrate & crown courts, probation, prison, legal aid, jury service, defence costs not covered by legal aid, criminal injuries compensation administration.

- Health Care: amounts to **£37,956,244**. Physical injuries account for most of the impact: hospital, ambulance, GP visits, prescriptions, lost wages & travel for survivors are calculated at **£33,171,776**. There is also an important element of increased use of mental health care for depression, post traumatic stress disorder, suicide & attempts costed at **£4,784,468**.
- Social Services: costs are overwhelmingly for children rather than for adults, especially those caught up in the co-occurrence of domestic violence and child abuse. A conservative estimate on this workload driven by domestic violence is **£6,197,000**.
- Emergency Housing: includes costs to local authorities and housing associations for housing those homeless because of domestic violence; housing benefit; and, importantly, refuges. This amounts to **£4,291,306**.
- Civil Legal services: half of the costs are borne by legal aid and half by the individual amounting to **£8,468,345**. This includes both specialist legal actions such as injunctions, as well as actions related to the disentangling of marriages and relationships such as divorce and child custody.

Breakdown of Cost to Services in Lancashire (in £millions)

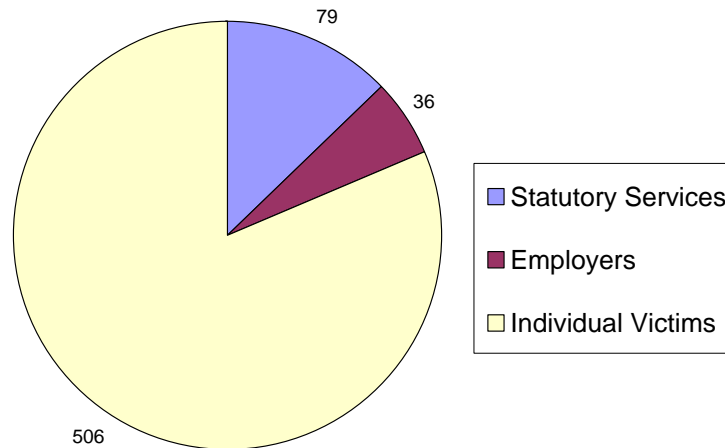


Economic Output: The cost of sickness absences/time off work due to injuries is estimated at **£72,647,714**. It is estimated that around half of the cost is borne by the employer and half by the individual in lost wages.

Human and emotional cost: comes to **£464,462,277**. This is an estimate of the human costs, borne by individual victims/survivors of 'pain, suffering and fear' not counted in the cost of services and constructed using the established Home Office approach of the public's willingness-to-pay to avoid these costs.

The total costs are estimated at **£621,675,915** for Lancashire **every year**. In terms of who bears the cost it breaks down as follows: statutory services (the state) pay out **£79 million**; it costs employers **£36 million** & the individual survivors/victims in Lancashire lose **£506 million** (this includes human & emotional costs, income losses from lost employment, substantial civil legal costs, some costs of moving home & some health care costs).

Who Bears the Costs in Lancashire (in £millions)



The true costs are likely to be much higher as there are some costs of domestic violence for which there was insufficient data to enable reliable estimates to be made and some others where only token sums were included. The major ones include: education services; loss of employment; the long term cost implications in relation to children as the next generation (not included); informal support from friends, family, volunteers and the wider society (not included); and mental health (partly included).

As can be seen from the information above, what we are really costing is the lack of action to tackle domestic violence adequately. A great deal of the money spent as detailed above could be more efficiently used & to greater effect. For example, the evaluation of the Specialist Domestic Violence Courts (Cook et al 2004) shows that independent domestic violence advocates or advisers can reduce the number of unsuccessful criminal justice outcomes. The attention to women's safety in their homes through the provision of support & "sanctuary schemes" as part of a package of safety & support measures has halved repeat homelessness in the London Borough of Harrow. Basically, any intervention that can provide an earlier & more effective response can save highly expensive, lengthy processes.

It is suggested that statutory agencies in Lancashire consider the implementation of an "invest to save" philosophy & that much detailed in this strategy could be achieved by re-allocating resources, rather than requiring additional ones. This would result in savings actually being made and also for the public as well, as this will result in the earlier & more effective responses. If the prevalence of domestic violence were also lowered savings would be huge. The potential gains of a joint investment process are considerable. This is consistent with the move towards evidence-based policymaking, and the development of transparent, comparable measures of the costs and benefits that flow from policy action and inaction.

Nina George, Lancashire Domestic Violence Strategy Co-ordinator.